



### District Report Card: 2017


<b>State:</b> Andhra Pradesh	<b>District:</b> Kadapa
<b>Class:</b> 8	<b>Subject:</b> Mathematics
<b>Schools:</b> 51	<b>Students:</b> 1273


### Participation/Coverage


#### Students

<b>GENDER</b> 	Boys		Girls	
	Number	%	Number	%
	552	43.36	721	56.64

<b>AREA</b> 	Rural		Urban	
	Number	%	Number	%
	920	72.27	353	27.73

<b>CATEGORY</b> 	SC		ST		OBC		GEN	
	Number	%	Number	%	Number	%	Number	%
	354	27.81	46	3.61	667	52.40	206	16.18

<b>CWSN</b> 	LD	VI	HI	S&LD	ID	Oth
	17	3	1	1	0	37

<b>Management</b> 	Government		Government-aided	
	Number	%	Number	%
	1194	93.79	79	6.21

### Average Performance of Students in Mathematics (%)

Overall	Gender		Area		Management		Social Group			
	Male	Female	Rural	Urban	Govt.	Aided	SC	ST	OBC	GEN
53.70	53.15	54.12	57.50	43.80	54.06	48.19	49.28	50.14	55.11	57.51

## Performance on Learning Outcomes (LOs)

Learning Outcomes	Description	Average Performance(%)
M601	Solves problems involving large numbers by applying appropriate operations	54.42
M606	Solves problems on daily life situations involving addition and subtraction of fractions / decimals	51.10
M620	Finds out the perimeter and area of rectangular objects in the surroundings like floor of the class room, surfaces of a chalk box etc.	56.63
M621	Arranges given/collected information in the form of table, pictograph and bar graph and interprets them	53.00
M702	Interprets the division and multiplication of fractions	48.08
M705	Solves problems related to daily life situations involving rational numbers	57.27
M706	Uses exponential form of numbers to simplify problems involving multiplication and division of large numbers	46.64
M707	Adds/subtracts algebraic expressions	61.74
M710	Solves problems related to conversion of percentage to fraction and decimal and vice versa	45.07
M717	Finds out approximate area of closed shapes by using unit square grid/graph sheet	32.65
M719	Finds various representative values for simple data from her/his daily life contexts like mean, median and mode	67.38
M721	Interprets data using bar graph	66.51
M801	Generalizes properties of addition, subtraction, multiplication and division of rational numbers through patterns	40.53
M802	Finds rational numbers between two given rational numbers	60.41
M803	Proves divisibility rules of 2, 3, 4, 5, 6, 9 and 11	58.83
M804	Finds squares, cubes, square roots and cube roots of numbers using different methods	53.52
M808	Uses various algebraic identities in solving problems of daily life	60.41
M812	Verifies properties of parallelogram and establishes the relationship between them through reasoning	45.15
M818	Finds surface area and volume of cuboidal and cylindrical object	34.90
M819	Draws and interprets bar charts and pie charts	55.70

Range of Performance of Students who Answered Correctly							
Below 30%		30% - 50%		50% - 75%		Above 75%	
Number	%	Number	%	Number	%	Number	%
289	22.70	325	25.53	331	26.00	328	25.77

## Lowest Performing Learning Outcomes (LOs)

- 1 - Finds out approximate area of closed shapes by using unit square grid/graph sheet (32.65)
- 2 - Finds surface area and volume of cuboidal and cylindrical object (34.90)
- 3 - Generalizes properties of addition, subtraction, multiplication and division of rational numbers through patterns (40.53)

- 4 - Solves problems related to conversion of percentage to fraction and decimal and vice versa (45.07)
- 5 - Verifies properties of parallelogram and establishes the relationship between them through reasoning (45.15)